

# ADOPT-A-PROP

## CLIP ART

## CUT-OUTS






















## DEER 1

Glue or tape the antlers to the top of the head like the picture below.






## DEER 2

Glue or tape the antlers to the top of the head like the picture below.



## MOOSE 1

The next page contains the antlers. Glue or tape them to the head like the picture below.





## MOOSE 1

Glue or tape these antlers to the head.




## MOOSE 2

The next page contains the antlers. Glue or tape them to the head like the picture below.



## MOOSE 2

Glue or tape these antlers to the head.





# FOX

The next page contains the head and tail.  
Glue or tape them to the body.



# FOX

Glue or tape the head and tail  
to the body



## RACCOON 1

The next page contains the tail. Glue  
or tape them to the body.



Attach  
tail  
here



## RACCOON 2

The next page contains the tail. Glue or tape them to the body.



Attach  
tail  
here

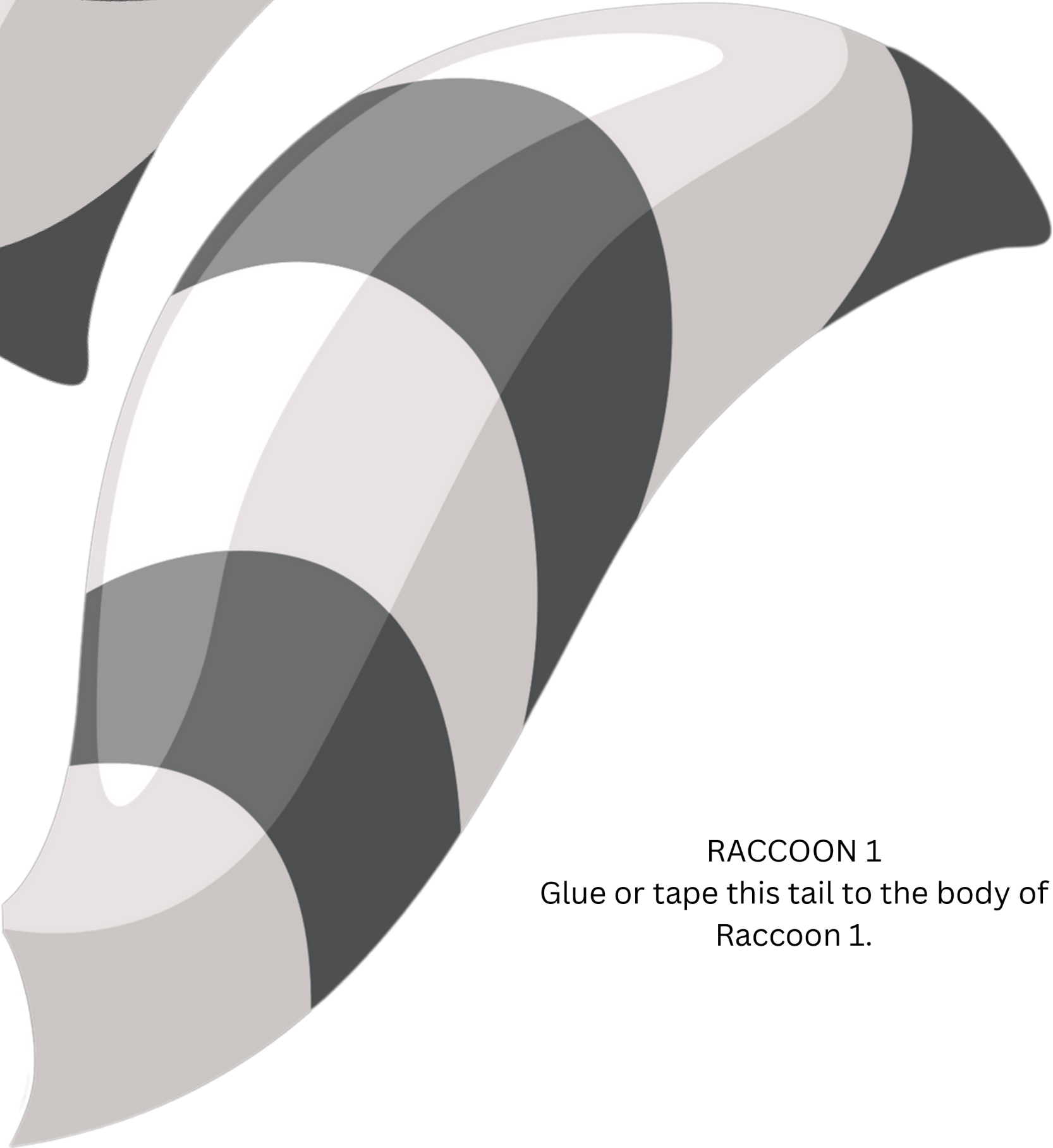
RACCOON 2

Glue or tape this tail to the body of  
Raccoon 2.



RACCOON 1

Glue or tape this tail to the body of  
Raccoon 1.



## WOLF

The next page  
contains the  
head, arm, and  
tail. Glue or  
tape them to  
the body.

Attach head here

Attach  
arm  
here



Attach  
tail  
here





## WOLF

Attach the  
head, arm, and  
tail to the body  
on the previous  
page.















































Attach  
wing  
here

