

True North Origami Icebreaker

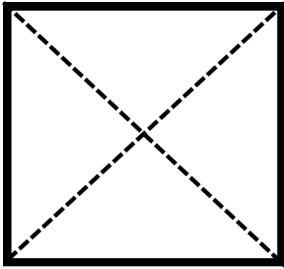
Cut out the large square and fold per the directions.

Here's a video that shows how to fold it and gives an idea of how to use it: bit.ly/ScubaIcebreaker




Instructions

1



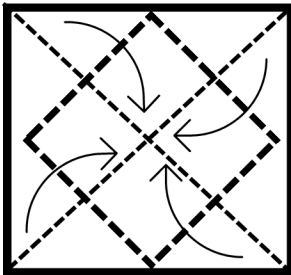
With pictures face down, fold on both diagonal lines. Unfold.

4



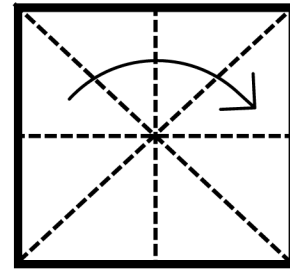
Once again, fold all corners to the centre.

2



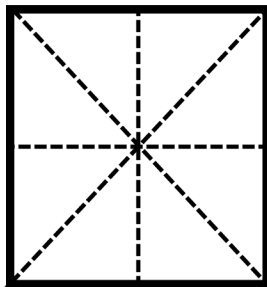
Fold all four corners to the centre.

5



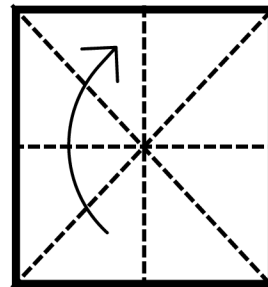
Fold paper in half and unfold.

3




Turn paper over.

6



Fold in half from top to bottom.
Do not unfold.

7



Slide thumbs and forefingers under the squares and move the cootie catcher back and forth to play.

Here's a video that shows how to fold it and gives an idea of how to use it: bit.ly/ScubaIcebreaker